


## To Record Audio FROM Dalet TO A Minidisc Using the Level Start Feature on The Denon DN-M991R

This assumes the file you wish to play from Dalet is prepared for recording.

### 1. Insert Minidisk.



2. Press . This will open the recording channel so you can test levels going FROM Dalet TO the Minidisc.

3. Use the Dalet IDAPS slider control on the mix/dub board to increase the level of audio FROM Dalet TO the Minidisc.


Once the level is set appropriately you may prepare the Minidisk to record.




With the **REC button**  still activated (should still be glowing red):




4. Press Level Start .



5. Press the Play/Pause button . This will prepare the MD unit to record upon hearing any audio level from the Dalet playback.



6. Press play in Dalet  and the Minidisk will automatically begin recording at the first indication of audio.



7. Press the Stop button  on the minidisk unit when you wish to stop recording.